

Mutual Diffusion Coefficients of Dimethyl Carbonate and Heptane Binary Mixtures in Air

Ying Zhang, Qiu Zhong, and Maogang He*

State Key Laboratory of Multiphase Flow in Power Engineering, Xi'an Jiaotong University, Xi'an 710049, P. R. China

Supporting Information

ABSTRACT: The mutual diffusion coefficients of dimethyl carbonate (DMC) and heptane binary mixtures in air were measured with different mass fractions for DMC (0.00, 0.05, 0.10, 0.15, 0.20) and at temperatures ranging from (278.15 to 338.15) K. The experimental results show that, with the increase of mass fraction of DMC in heptane, the mutual diffusion coefficients of DMC + heptane binary mixtures in air have a slight increase.

INTRODUCTION

With the rapid depletion of petroleum-based fuels and ever-increasing serious automobile-related air pollution, more researchers worldwide are encouraged to research on their clean alternatives. It is commonly accepted that clean combustion of diesel engines can be fulfilled only if engine development is coupled with diesel fuel reformulation or additive introduction.^{1,2} In this way, the methods to reduce particulate matter and NO_x emissions include high-pressure injection, turbocharging, and exhaust after treatments or using fuel additives, which is known as one of the most attractive solutions.^{3–5} Oxygenated fuels have been proven to be the most promising substitutes for the fossil fuels to significantly reduce diesel engine exhaust emissions.^{6–8}

Ester substances as one kind of the oxygenated fuels, due to its features such as high oxygen content, lower boiling point, and prominent combustion and emission characteristics, becomes one of the effective additives for diesel engines. Dimethyl carbonate (DMC) is an ester substance, and it has been validated to be a suitable additive or a component of the blended fuel for diesel.^{9–11}

The mutual diffusion coefficient plays an important role in determining the small-scale structures and dissipation in high-pressure turbulence and in determining flame structures.^{12,13} It is also useful for investigations in atomization, spray, and combustion process of the combustion engine.

In this paper, the experimental apparatus based on the real time digital image holographic interferometry technique was used to measure the mutual diffusion coefficients of DMC and heptane binary mixtures in air, with different mass fractions for DMC (0.00, 0.05, 0.10, 0.15, 0.20) and at the temperatures ranging from (278.15 to 338.15) K. Here, it should be noted that heptane is regarded as the standard substance substituted for diesel oil in the fuel research field.

EXPERIMENTAL SECTION

Measurement Method and Equipment. The digital image holograph interferometry system was used to measure the mutual diffusion coefficients. References 14 to 16 represent the measuring principle and the experimental apparatus in detail, so the measurement theory was depicted as follows briefly. The

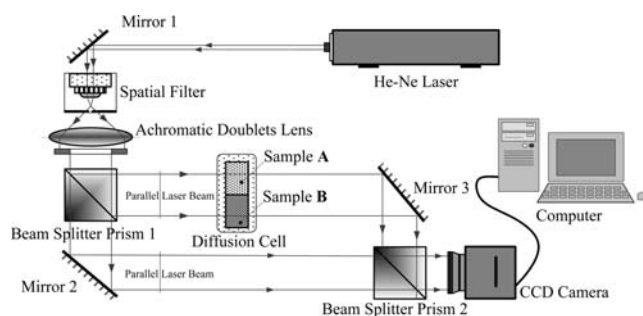


Figure 1. Optical system of digital image holographic interferometry.

fundamental mutual diffusion coefficient measurement is based on Fick's second law for one-dimension diffusion,^{17–20} which can be written as:

$$\left(\frac{\partial c}{\partial t}\right) = D_{12} \left(\frac{\partial^2 c}{\partial z^2}\right) \quad (1)$$

where D_{12} is the mutual diffusion coefficient, t is the time, c is the concentration of sample, and z is the direction of diffusion.

From an analysis of the linear relationship between the variations of the object beam phase with the concentration, the D_{12} can be obtained from:

$$D_{12} = \Delta z_m^2 \frac{t_1/t_2 - 1}{8t_1 \ln(t_1/t_2)} \quad (2)$$

where t_1 and t_2 are the times of getting two adjacent holograms and Δz_m is the distance between two extreme points of concentration changes, which is obtained from digital image processing. From eq 2, it can be seen that the value of Δz_m is the key point for determining of the mutual diffusion coefficient.

Figure 1 shows the optical system of digital real-time holographic interferometry. Utilizing a spatial filter and an achromatic

Received: November 28, 2010

Accepted: January 10, 2011

Published: February 08, 2011

doublet lens, the laser was expanded and collimated into a parallel laser beam. The parallel laser beam was split into a reference beam and an object beam by a beam splitter. After passing through the diffusion cell and recording the diffusion information, the object beam and the reference beam interfered at the beam splitter to form the interference fringe, which was collected by a charge-coupled device (CCD) camera and recorded on a computer. All optical parts are required to be installed on the optical shockproof apparatus to reduce the influence of the environment shock.

Figure 2 shows the diffusion cell. A thermostatic water bath was used whose temperature could be controlled ranged from (273.15 to 353.15) K with an uncertainty of ± 0.2 K. As the work published before,^{14,15} the experimental system was verified with the absolute average of relative deviations within 1.20 %. The total expanded experimental uncertainties in temperature and

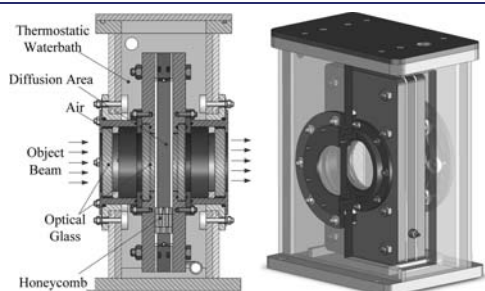


Figure 2. Diffusion cell.

mutual diffusion coefficient were estimated to be not greater than ± 0.16 K and ± 0.2 %, respectively.

Materials. DMC is considered as an oxygenated fuel additive; heptane (the standard substances substituted for diesel oil in the fuel research field) is used as a reference fluid for diesel oil because of the closed cetane number between heptane and diesel oil. The mass fraction purities of DMC and heptane were better than 0.99 and 0.97, respectively, and they were used without further purification. The DMC + heptane binary mixtures (0.00, 0.05, 0.10, 0.15, 0.20 mass fractions for DMC) were prepared by a weighing method, and the precision of balance used is 0.1 mg.

EXPERIMENTAL RESULTS AND DISCUSSION

The mutual diffusion coefficients of DMC + heptane binary mixtures in air were measured with different mass fractions of DMC (0.00, 0.05, 0.10, 0.15, 0.20). The experimental temperature ranged from (278.15 to 338.15) K. The experimental results are listed in Table 1. At each temperature, the mutual diffusion coefficients of the experimental liquid were measured at least three times, and the average value is reported. The uncertainties u of the mutual diffusion coefficient of each experimental point are also given in Table 1.

According to the experimental results, the mutual diffusion coefficients of DMC + heptane binary mixtures in air were fit to the following equation:

$$D_{12} = [71.38 - 0.6577(T/K) + 1.892 \cdot 10^{-3}(T/K)^2 - 1.303 \cdot 10^{-6}(T/K)^3] \exp(0.096x) \quad (3)$$

Table 1. Mutual Diffusion Coefficients D_{12} and Uncertainties u for DMC + Heptane Binary Mixtures in Air at Temperature T

| T | mass fractions of DMC | | | | | | | | | |
|--------|-----------------------------------|-----------------------------------|-----------------------------------|-----------------------------------|-----------------------------------|-----------------------------------|-----------------------------------|-----------------------------------|-----------------------------------|-----------------------------------|
| | 0.00 | | 0.05 | | 0.10 | | 0.15 | | 0.20 | |
| | $10^5 D_{12}$ | $10^5 u_{D_{12}}$ | $10^5 D_{12}$ | $10^5 u_{D_{12}}$ | $10^5 D_{12}$ | $10^5 u_{D_{12}}$ | $10^5 D_{12}$ | $10^5 u_{D_{12}}$ | $10^5 D_{12}$ | $10^5 u_{D_{12}}$ |
| K | $\text{cm}^2 \cdot \text{s}^{-1}$ | $\text{cm}^2 \cdot \text{s}^{-1}$ | $\text{cm}^2 \cdot \text{s}^{-1}$ | $\text{cm}^2 \cdot \text{s}^{-1}$ | $\text{cm}^2 \cdot \text{s}^{-1}$ | $\text{cm}^2 \cdot \text{s}^{-1}$ | $\text{cm}^2 \cdot \text{s}^{-1}$ | $\text{cm}^2 \cdot \text{s}^{-1}$ | $\text{cm}^2 \cdot \text{s}^{-1}$ | $\text{cm}^2 \cdot \text{s}^{-1}$ |
| 278.15 | 6.674 | ± 0.0025 | 6.798 | ± 0.0025 | 6.900 | ± 0.0026 | 6.906 | ± 0.0025 | 6.932 | ± 0.0025 |
| 281.15 | 6.985 | ± 0.0025 | 7.090 | ± 0.0025 | 7.191 | ± 0.0025 | 7.202 | ± 0.0024 | 7.222 | ± 0.0025 |
| 284.15 | 7.296 | ± 0.0024 | 7.393 | ± 0.0024 | 7.495 | ± 0.0023 | 7.510 | ± 0.0024 | 7.524 | ± 0.0024 |
| 287.15 | 7.612 | ± 0.0025 | 7.709 | ± 0.0025 | 7.811 | ± 0.0025 | 7.823 | ± 0.0024 | 7.838 | ± 0.0024 |
| 290.15 | 7.947 | ± 0.0023 | 8.038 | ± 0.0025 | 8.140 | ± 0.0024 | 8.151 | ± 0.0025 | 8.165 | ± 0.0024 |
| 293.15 | 8.271 | ± 0.0025 | 8.380 | ± 0.0024 | 8.482 | ± 0.0024 | 8.496 | ± 0.0025 | 8.505 | ± 0.0024 |
| 296.15 | 8.642 | ± 0.0024 | 8.736 | ± 0.0025 | 8.837 | ± 0.0025 | 8.846 | ± 0.0024 | 8.858 | ± 0.0024 |
| 299.15 | 9.021 | ± 0.0024 | 9.105 | ± 0.0025 | 9.206 | ± 0.0025 | 9.216 | ± 0.0025 | 9.224 | ± 0.0024 |
| 302.15 | 9.394 | ± 0.0025 | 9.488 | ± 0.0024 | 9.587 | ± 0.0024 | 9.594 | ± 0.0024 | 9.604 | ± 0.0025 |
| 305.15 | 9.785 | ± 0.0025 | 9.884 | ± 0.0024 | 9.983 | ± 0.0024 | 9.992 | ± 0.0025 | 9.998 | ± 0.0024 |
| 308.15 | 10.196 | ± 0.0024 | 10.294 | ± 0.0024 | 10.391 | ± 0.0024 | 10.399 | ± 0.0024 | 10.406 | ± 0.0024 |
| 311.15 | 10.626 | ± 0.0025 | 10.717 | ± 0.0025 | 10.813 | ± 0.0024 | 10.821 | ± 0.0025 | 10.827 | ± 0.0025 |
| 314.15 | 11.067 | ± 0.0024 | 11.154 | ± 0.0024 | 11.248 | ± 0.0025 | 11.254 | ± 0.0024 | 11.262 | ± 0.0024 |
| 317.15 | 11.504 | ± 0.0025 | 11.602 | ± 0.0024 | 11.696 | ± 0.0024 | 11.707 | ± 0.0024 | 11.711 | ± 0.0025 |
| 320.15 | 11.969 | ± 0.0024 | 12.063 | ± 0.0025 | 12.156 | ± 0.0024 | 12.166 | ± 0.0025 | 12.172 | ± 0.0025 |
| 323.15 | 12.453 | ± 0.0025 | 12.535 | ± 0.0024 | 12.627 | ± 0.0024 | 12.639 | ± 0.0025 | 12.646 | ± 0.0024 |
| 326.15 | 12.927 | ± 0.0025 | 13.017 | ± 0.0025 | 13.108 | ± 0.0024 | 13.119 | ± 0.0025 | 13.131 | ± 0.0025 |
| 329.15 | 13.425 | ± 0.0025 | 13.509 | ± 0.0024 | 13.598 | ± 0.0025 | 13.617 | ± 0.0025 | 13.627 | ± 0.0024 |
| 332.15 | 13.923 | ± 0.0024 | 14.007 | ± 0.0025 | 14.097 | ± 0.0025 | 14.118 | ± 0.0024 | 14.133 | ± 0.0025 |
| 335.15 | 14.425 | ± 0.0024 | 14.512 | ± 0.0024 | 14.602 | ± 0.0024 | 14.635 | ± 0.0024 | 14.648 | ± 0.0025 |
| 338.15 | 14.936 | ± 0.0025 | 15.020 | ± 0.0024 | 15.112 | ± 0.0025 | 15.147 | ± 0.0025 | 15.169 | ± 0.0024 |

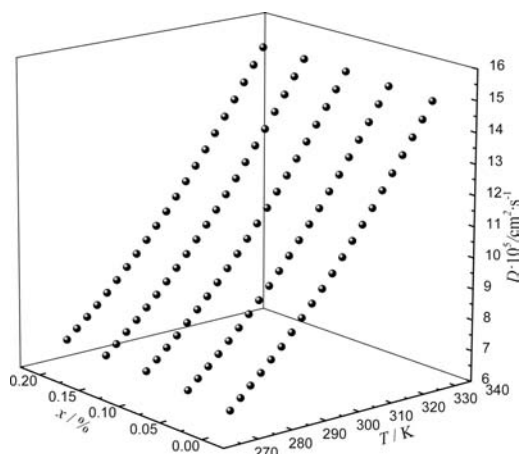


Figure 3. Mutual diffusion coefficients D_{12} for heptane and DMC mixtures in air at temperature T and mass fractions of DMC x . ●, experimental data.

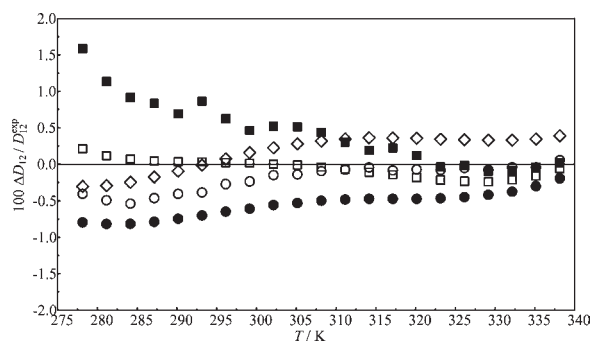


Figure 4. Fractional deviations $\Delta D_{12} = D_{12}(\text{expt}) - D_{12}(\text{calc})$ of the experimental mutual diffusion coefficients of heptane and DMC binary mixtures. ■, pure heptane in air; □, 0.05 DMC + 0.95 heptane in air; ●, 0.10 DMC + 0.90 heptane in air; ○, 0.15 DMC + 0.85 heptane in air; ◇, 0.20 DMC + 0.80 heptane in air.

where D_{12} is the mutual diffusion coefficient of DMC + heptane binary mixtures in air, T is the absolute temperature, and x is the mass fraction of DMC in DMC + heptane binary mixtures.

Figure 3 shows the variations of the mutual diffusion coefficients with temperature and mass fraction of DMC. Figure 4 shows the fractional deviations of the experimental data from that calculated with eq 3.

The experimental results show that, with the increase of mass fraction of DMC in heptane, the mutual diffusion coefficient of DMC + heptane binary mixtures in air has a slight increase. With the temperature ranging from (278.15 to 338.15) K and the mass fractions of DMC ranging from 0.05 to 0.20, the mutual diffusion coefficient of DMC + heptane binary mixtures in air increased less than 2 %, so the influence of DMC on the mutual diffusion coefficient of heptane in air could be ignored in the engineering project.

CONCLUSIONS

In the present work, adopting the real time digital image holograph interferometry method, the mutual diffusion coefficients of DMC + heptane binary mixtures in air were measured with the mass fractions for DMC (0.05, 0.10, 0.15, 0.20) at temperatures ranging from (278.15 to 338.15) K, and 84 experimental points are obtained. With the increase of mass fractions of DMC

in heptane, the mutual diffusion coefficient of DMC + heptane binary mixtures in air has a slight increase.

ASSOCIATED CONTENT

Supporting Information. Table A: the physical properties of DMC and heptane. This material is available free of charge via the Internet at <http://pubs.acs.org>.

AUTHOR INFORMATION

Corresponding Author

*Tel.: +86-29-8266-3863; Fax: +86-29-8266-8789. E-mail address: mghe@mail.xjtu.edu.cn (Maogang He).

Funding Sources

This work was supported by National Nature Science Fund Committee (NSFC Nos. 50676069 and 50836004). The authors gratefully acknowledge them for financial support of this work.

REFERENCES

- Ulrich, A.; Wichser, A. Analysis of additive metals in fuel and emission aerosols of diesel vehicles with and without particle traps. *Anal. Bioanal. Chem.* **2003**, *377*, 71–81.
- He, B. Q.; Shuai, S. J.; Wang, J. X.; He, H. The effect of ethanol blended diesel fuels on emissions from a diesel engine. *Atmos. Environ.* **2003**, *37*, 4965–4971.
- Gong, Y. F.; Liu, S. H.; Guo, H. J.; Hu, T. G.; Zhou, L. B. A new diesel oxygenate additive and its effects on engine combustion and emissions. *Appl. Therm. Eng.* **2007**, *27*, 202–207.
- Gürü, M.; Karakaya, U.; Altiparmak, D.; Alicilar, A. Improvement of diesel fuel properties by using additives. *Energy Convers. Manage.* **2002**, *43*, 1021–1025.
- Pereira, P. A. P.; De Andrade, J. B.; Miguel, A. H. Measurements of semivolatile and particulate polycyclic aromatic hydrocarbons in a bus station and an urban tunnel in Salvador. *Braz. J. Environ. Monitor.* **2002**, *4*, 558–561.
- Ramu, P.; Saravanan, C. G. Investigation of combustion and emission characteristics of a diesel engine with oxygenated fuels and thermal barrier coating. *Energy Fuels* **2009**, *23*, 653–656.
- Pepiot-Desjardins, P.; Pitsch, H.; Malhotra, R.; Kirby, S. R.; Boehman, A. L. Structural group analysis for soot reduction tendency of oxygenated fuels. *Combust. Flame* **2008**, *154*, 191–205.
- Choi, C. Y.; Reitz, R. D. Flame/Flow Interaction in Oscillating Flow Field. *Combust. Sci. Technol.* **2000**, *159*, 87–107.
- Liotta, F.; Montalvo, D. The effect of oxygenated fuels on emission from a modern heavy-duty diesel engine. *SAE Pap.* **1993**, 932734.
- McCormick, R. L.; Ross, J. D.; Graboski, M. S. Effect of several oxygenates on regulated emissions from heavy-duty diesel engines. *Environ. Sci. Technol.* **1997**, *31*, 1144–1150.
- Yoshimoto, Y.; Tamaki, H. Reduction of NO_x and smoke emissions in a diesel engine fueled by biodiesel emulsion combined with EGR. *SAE Pap.*, **2001**, 2001–01–0649.
- Okong'o, N.; Bellan, J. Direct numerical simulation of a transitional supercritical mixing layer: heptane and nitrogen. *J. Fluid Mech.* **2002**, *464*, 1–34.
- Okong'o, N.; Harstad, K.; Bellan, J. Direct numerical simulation of O₂/H₂ temporal mixing layers under supercritical conditions. *AIAA J.* **2002**, *40*, 914–926.
- He, M. G.; Zhong, Q.; Zhang, Y.; Liu, Z. G.; Zhang, X. X. Measurement of mass diffusion coefficients using digital image holographic interferometry system. *High Temp. High Pressures* **2008**, *37*, 61–70.
- Guo, Y.; He, M. G.; Zhong, Q.; Zhang, Y. Mass diffusion coefficients of dimethyl carbonate in heptane and in air at $T = (278.15 \text{ to } 338.15)$ K. *J. Chem. Eng. Data* **2008**, *53*, 2861–2864.

(16) Guo, Y.; He, M. G.; Zhong, Q.; Zhang, Y. Mass diffusion coefficients of oxygenated fuel additives in air. *Energy* **2009**, *34*, 1560–1564.

(17) Welty, J.; Wicks, C. E.; Wilson, R. E.; Rorrer, G. L. *Fundamental of momentum, heat, & mass transfer*, 4th ed.; John Wiley & Sons Inc.: Singapore, 2001.

(18) Schirripa, S. G.; Ambrosini, D.; Ponticello, A.; Paoletti, D. A simple method of determining diffusion coefficient by digital laser speckle correlation. *J. Phys. III Fr.* **2001**, *6*, 1117–1125.

(19) Anand, V. K.; Chhaniwal, S.; Mukherjee, C. S. N. Diffusion studies in liquids by multiple beam interferometer. *Opt. Laser Technol.* **2002**, *34*, 45–49.

(20) Chhaniwal, V. K.; Anand, A.; Girhe, S.; Patil, D.; Subrahmanyam, N.; Narayanamurthy, C. S. New optical techniques for diffusion studies in transparent liquid solutions. *J. Opt. A: Pure Appl. Opt.* **2003**, *5*, 329–337.